



The ScalePipeline App

**Feature Update:
2-Factor Authentication**



Table of Contents

1. Feature Update: 2-Factor Authentication
2. First Time Login

Feature Update: 2-Factor Authentication

Feature Update: 2-Factor Authentication

With so much happening on digital devices, it's no wonder that online accounts have become a magnet for malicious attacks and data breaches.

The ScalePipeline App is designed as a learning companion tool with an added layer of protection using 2-Factor Authentication.

What will happen when I log in?

1. You will be prompted to change the current password
2. A One-Time PIN will be sent to your registered email address

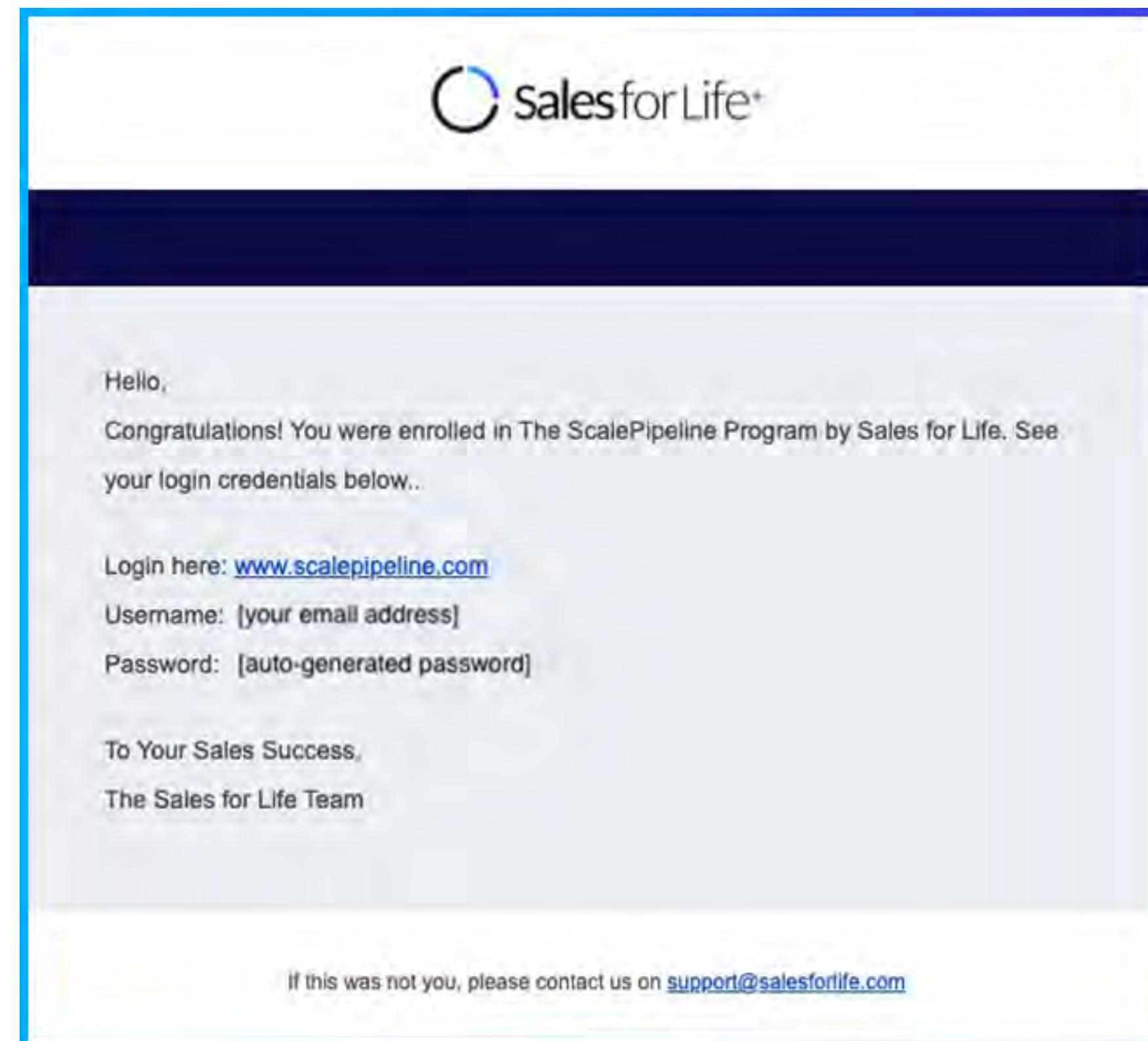
When do I receive a One-Time PIN?

1. First Time Login
2. Every Password Change (via forgot password or change password)
3. After 4-weeks of inactivity

First Time Login

First Time Login

Upon onboarding, login credentials will be sent to your company email address containing the following information:



First Time Login

Log in to www.scalepipeline.com using the credentials.

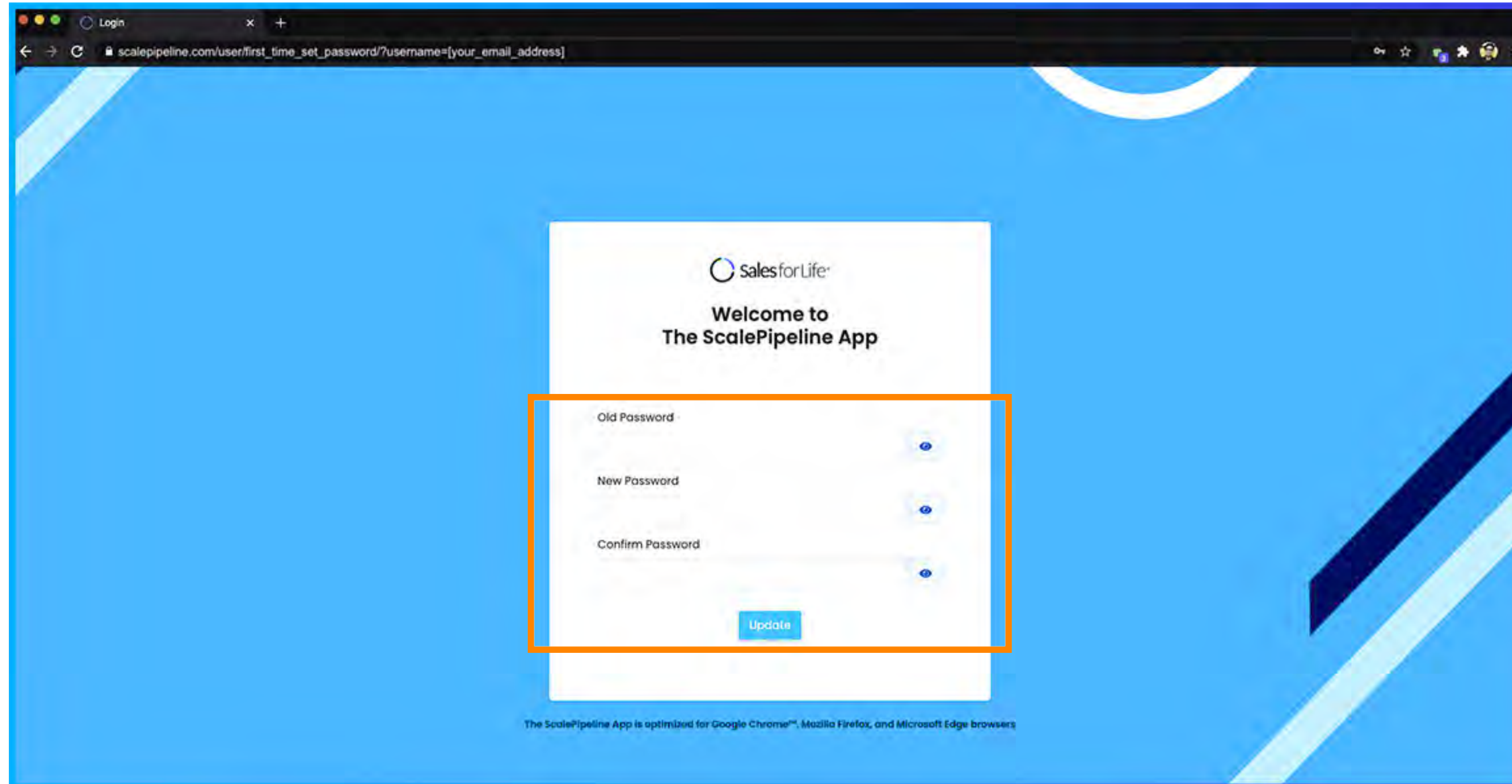
The screenshot shows a web browser window with the URL `scalepipeline.com/user/login/`. The page content is as follows:

- Logo: SalesforLife®
- Text: Welcome to The ScalePipeline App
- Form fields:
 - Email:
 - Password:
- Consent: By clicking on this box, I consent to the use of cookies to enhance my site experience and to the terms of the Data & Privacy Policy found [here](#).
- Link: [Forgot Your Password?](#)
- Button:

The ScalePipeline App is optimized for Google's Chrome™, Mozilla Firefox, and Microsoft Edge browsers.

First Time Login

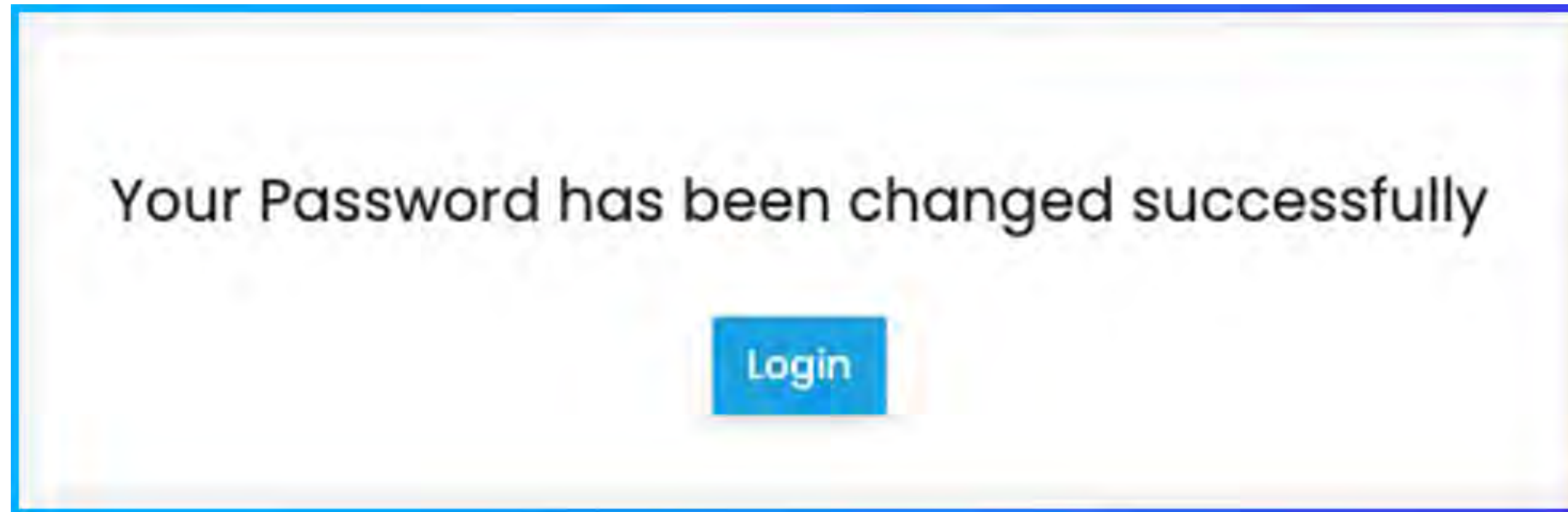
You will be prompted to change your password then click **Update**.



The screenshot shows a web browser window with the URL `scalepipeline.com/user/first_time_set_password/?username=[your_email_address]`. The page features a blue background with a white central form. At the top of the form is the SalesforLife logo and the text "Welcome to The ScalePipeline App". Below this, there are three password input fields: "Old Password", "New Password", and "Confirm Password". Each field has a small eye icon to its right for toggling visibility. An orange rectangular box highlights these three input fields and the "Update" button located below them. At the bottom of the page, there is a small note: "The ScalePipeline App is optimized for Google Chrome™, Mozilla Firefox, and Microsoft Edge browsers".

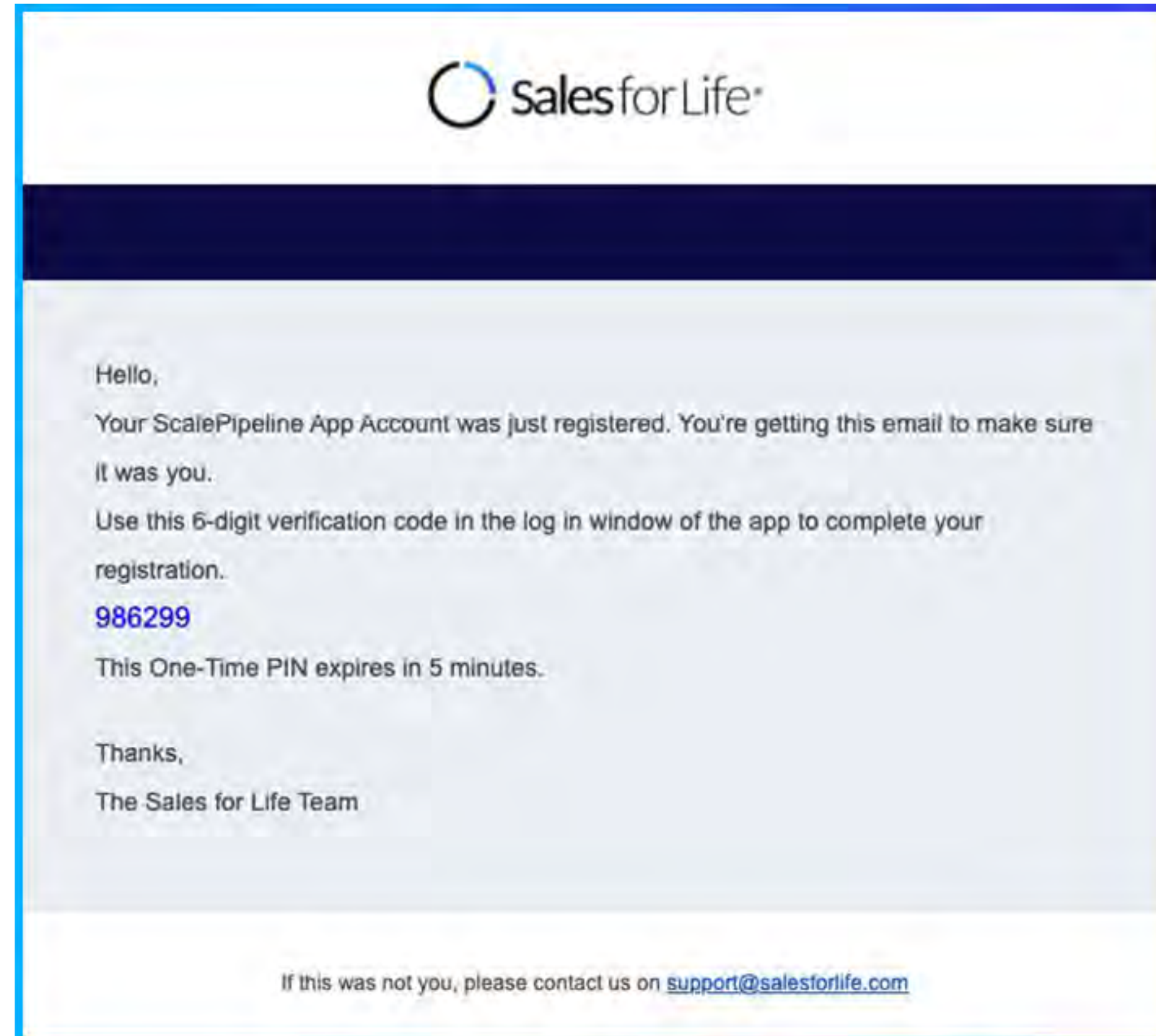
First Time Login

After a successful password change, you will be prompted to log in again.



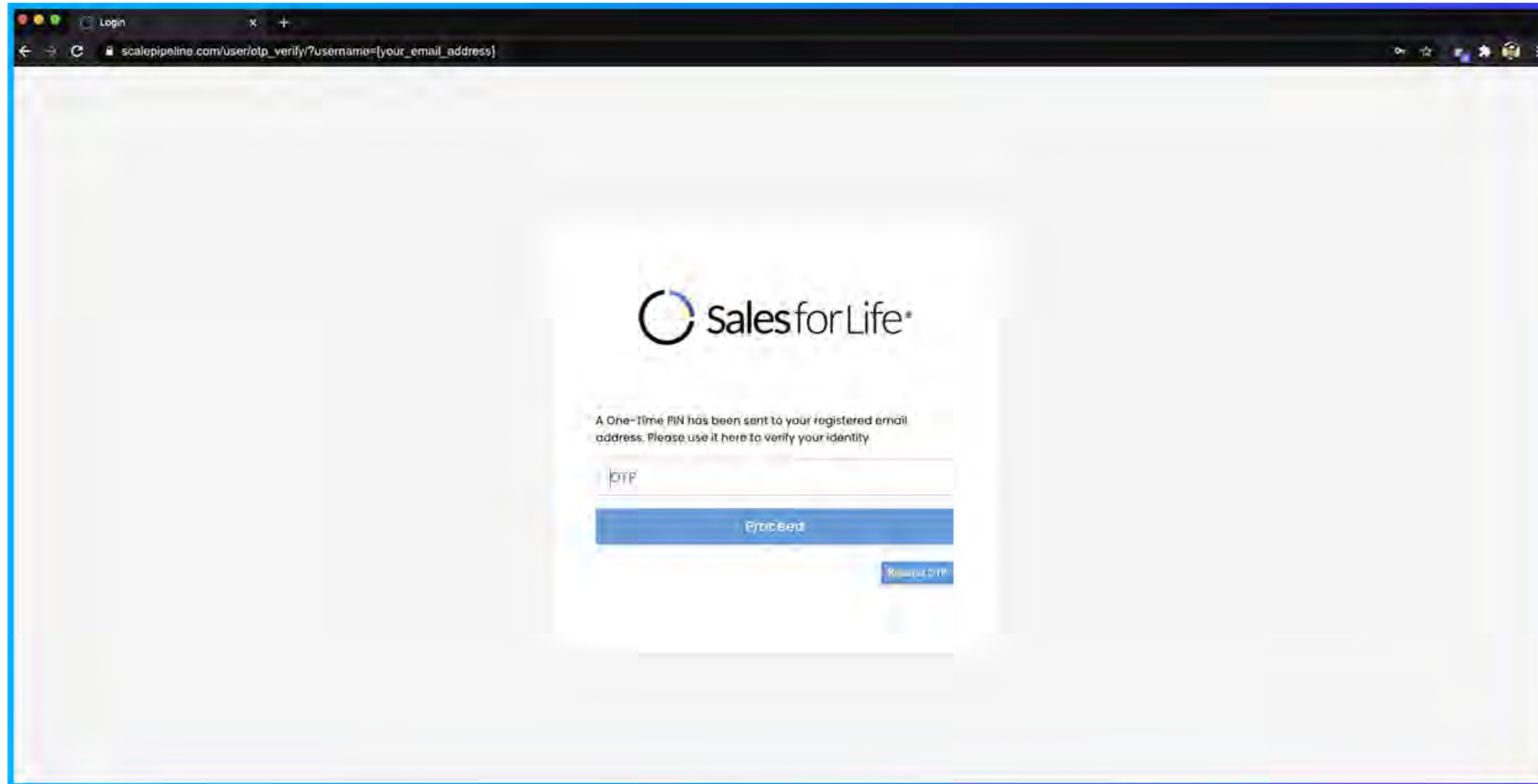
First Time Login

After initial log in using the new password, a One-Time PIN will be sent to your registered email address.



First Time Login

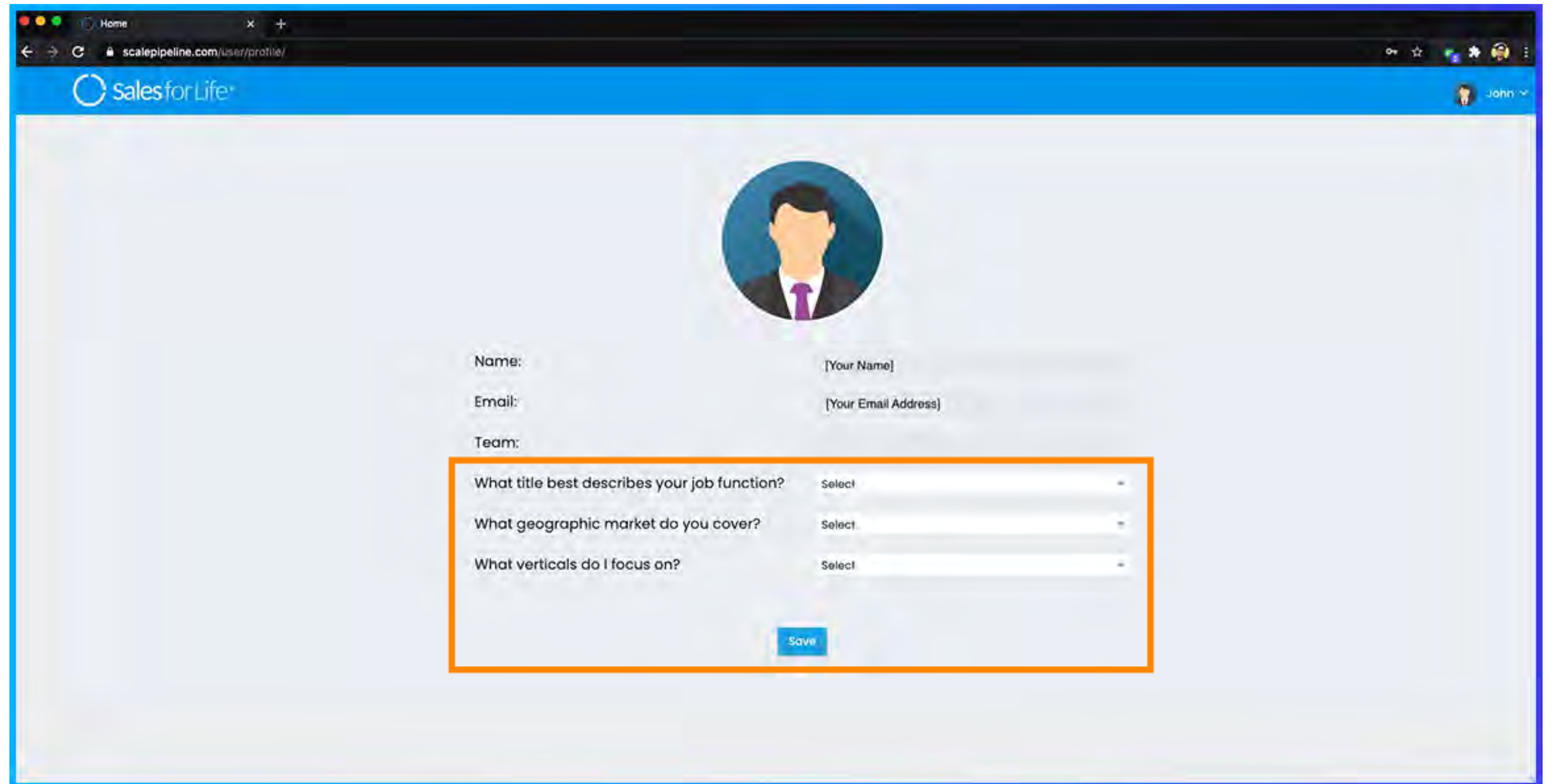
Enter the One-Time PIN at the login page and then **Proceed**.



First Time Login

You will be asked to indicate the following information, then click **Save**:

- a. Your job function
- b. The geographic market you cover
- c. The verticals you focus on



The screenshot shows a web browser window with the URL `scalepipeline.com/user/profile/`. The page header includes the "SalesforLife" logo and a user profile icon labeled "John". The main content area features a circular placeholder for a profile picture. Below this, there are input fields for "Name:" (containing "[Your Name]"), "Email:" (containing "[Your Email Address]"), and "Team:". A section titled "Team:" contains three dropdown menus, each with the text "Select" and a downward arrow. The questions for these dropdowns are: "What title best describes your job function?", "What geographic market do you cover?", and "What verticals do I focus on?". A blue "Save" button is located at the bottom of this section. An orange rectangular box highlights the three dropdown menus and the "Save" button.

First Time Login

You will be directed to the Dashboard containing the Learning Summary and Intelligence data.

The screenshot displays the ScalePipeline System Dashboard. The page title is "The ScalePipeline System Dashboard". A "Learning" toggle is checked. The dashboard is divided into three main columns:

- Modern Branding Fundamentals:** Shows progress for "Welcome & Pre-Work", "Module #1: Enhance Your Social Presence", "Module #2: Share Content to Boost Your Reputation", "Module #3: Grow Your Network", and "Module #4: Program Summary & Certification".
- The SPEAR Program:** Shows progress for "Welcome & Pre-Work", "Module #1: Select & Prioritize Accounts", "Module #2: Plan Accounts", "Module #3: Engage Accounts", "Module #4: Activate Accounts", and "Module #5: Re-Prioritize Accounts".
- Usage Summary:** Includes "Live Training Usage" (Total # of Sessions: 0, Sessions Attended: 0) and "Personal Coaching Usage" (Total # of Sessions: 0).

Need Help or Guidance?

Contact us at support@salesforlife.com.